





Hello!

I'm Kristen, and I'm the voice behind the home and garden blog, [Shifting Roots](#). Thank you so much for downloading this gardening guide! You've taken the first step to growing the garden of your dreams.

I grew up on a farm in rural Saskatchewan and gardened every year with my parents. While I did not enjoy picking weeds and watering plants at the time, I picked up a lot of knowledge. When I purchased my first home, I knew I wanted to dust off my gardening skills.

While I wasn't perfect, I slowly got better at vegetable gardening and landscaping. And you know what? It was fun! (Well, maybe not the weeding. . .) I loved being able to eat food I had grown, cut flowers from my garden, and create order out of chaos.

Not everyone has an experienced gardener they can call for advice

That's why I started blogging. I want to share what I've learned and inspire others along the way.

Gardening doesn't have to be an impossible dream. This planner will help you organize your thoughts and give you a place to record what works and what doesn't.



If you'd like advice from gardener's like yourself while you're going through the planner, join the [Growing Roots Gardening Community Group](#) on Facebook. We discuss all things gardening, and our group of beginner and advanced gardeners are sure to be able to sort out any issue you're having. We'd love to see your successes too! Feel free to post pics of your garden anytime.



HOW TO USE YOUR GARDEN PLANNER

The planner contains many lists, grids, and checklists to help you get organized. You may want to use them all, or just a few. Some pages, like the weekly or daily journal, you'll want to print out many copies.

Customize the planner to your garden

I also have a video showing you how to use your planner. You can find it [here](#).

You do not need to do everything that's suggested in the sheets. Some of you will garden only with containers, and some of you will have large gardens on an acreage. I've tried to make the planner general enough so that it can be used in multiple gardening situations.

You can also skip all the seed starting pages if you've decided to buy starter plants instead. In fact, if this is your very first garden, I recommend skipping seed starting. Try it next year once your confidence has grown.

Over on the sidebar, I'll explain a bit more on how to use some of the pages.

GET ACCESS TO HUNDREDS OF
GARDENERS JUST LIKE YOU! JOIN
THE GROWING ROOTS GARDENING
COMMUNITY GROUP ON FACEBOOK

SHIFTINGROOTS.COM

GRIDS: Use the grid that best fits the size of your garden or container and fill in the vegetables/flowers in each of the squares. For the larger one, remember to leave space to get around.

JOURNALS: Print out as many copies as you need. The weekly journal has a little spot for circling the weather each day.

CHECKLISTS: Not every item on the checklist will apply to your garden. Use what you need, and fill out the blank spaces with any other items.

DATE TRACKING: Keeping track of the dates you seed started, hardened off, planted, and harvested your crops helps you better plan for next year.

Over the winter, make notes if the amount of food you stored was too much or too little for your family.

BUDGET & SHOPPING LIST: It's so easy to spend more than you planned on your garden!! Use the budget tracker and shopping list to stick to your budget.



YEAR

MY GARDEN VISION

Write down what you want your garden to look and feel like. What is your dream garden?

GOALS

What specifically would you like to accomplish in your garden this year? Write it down.

List all the seeds, bulbs and roots you plan to order

Plant	Catalogue	Price	Page
-------	-----------	-------	------

[illegible]

VEGETABLES

Use this chart to keep track of which vegetable seeds or starters you purchased, and those you already own.

Vegetable	Place Purchased	Own

SHIFTINGROCKTIPS.COM

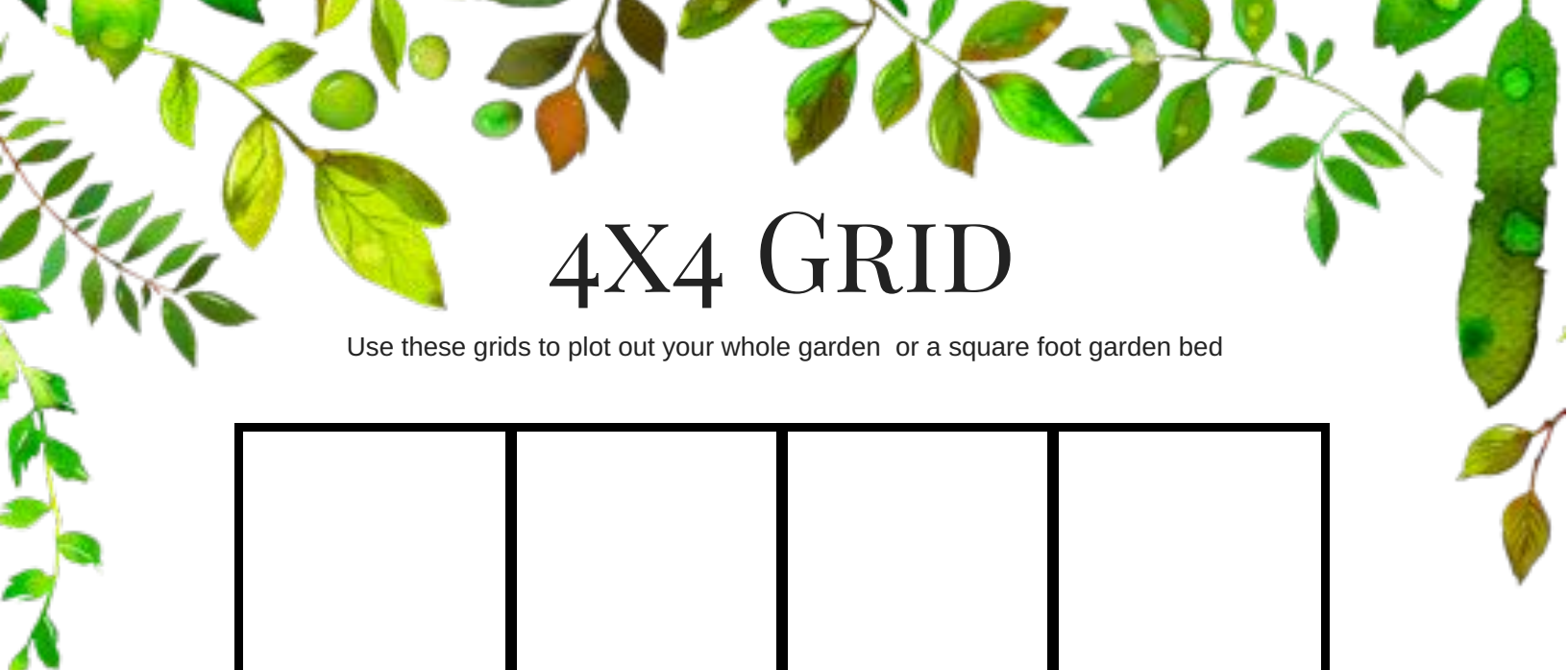
Use this chart to keep track of which vegetable seeds or starters you purchased, and those you already own.

[illegible]

[illegible]

Use this chart to keep track of which flower seeds or starters you purchased, or those you're planning to transplant..

[illegible]



4X4 GRID

Use these grids to plot out your whole garden or a square foot garden bed

Plants

1	5	9	13
2	6	10	14
3	7	11	15
4	8	12	16



2X4 GRID

Use these grids to plot out your whole garden or a square foot garden bed

Plants

1	5	9	13
2	6	10	14
3	7	11	15
4	8	12	16



2X3 GRID

Use these grids to plot out your whole garden or a square foot garden bed

Plants

1	5	9
2	6	10
3	7	11
4	8	12



3X3 GRID

Use these grids to plot out your whole garden or a square foot garden bed

Plants

1 _____
2 _____
3 _____
4 _____
5 _____
6 _____
7 _____
8 _____
9 _____

10 _____
11 _____
12 _____
13 _____
14 _____
15 _____
16 _____
17 _____
18 _____



SPACIOUS GARDEN

Use these grids to plot out your larger garden space and organize your thoughts

SHIFTINGROOTS.COM



SEED STARTING TRACKER

Keep track of when you start your seeds, when to harden them off, and when you transplanted them.

Plant Name

Seed Harden Transplant Notes



SPRING CHECKLIST

Preparing Your Garden & Plants

SOIL

- ☐ Test soil
- ☐ Amend soil
- ☐ Purchase compost, manure
black soil, and/or mulch
- ☐ Make dirt mix for potted plants
- ☐ Purchase fertilizer
- ☐ _____

SUPPLIES

- ☐ Assess supplies and replace
worn or broken tools
- ☐ Clean tools
- ☐ Test hoses and repair if needed
- ☐ _____
- ☐ _____
- ☐ _____

WEED CONTROL

- ☐ Work garden and flower beds
- ☐ Lay down landscape fabric
- ☐ Replenish mulch
- ☐ Make time for daily weeding
- ☐ _____
- ☐ _____

PLANT CARE

- ☐ Figure out dates to start seeds
- ☐ Direct sow seeds
- ☐ Harden off started plants
- ☐ Transplant started plants
- ☐ Add compost to garden
- ☐ Divide perennials
- ☐ Harvest early Spring crops
(Radishes, chives, spinach, etc.)
- ☐ _____
- ☐ _____
- ☐ _____

OTHER

- ☐ _____
- ☐ _____
- ☐ _____

- ☐ _____
- ☐ _____
- ☐ _____

WEEKLY GARDEN JOURNAL

Weather, Lessons, Harvest, & Notes

Monday



Tuesday



Wednesday



Thursday



Friday



Saturday



Sunday



MY PLANTING CHART



Direct Seed Plants

Fill out the chart of what you'll plant when using the information from the previous page.

<i>Plant</i>	Date Seeded	First Germinated	Dates Harvested

MY PLANTING CHART

Planted After Last Risk of Frost



Fill out the chart of what you'll plant when using the information from the previous page.

<i>Plant</i>	Date Seeded	First Germinated	Dates Harvested

CONTAINER PLANNER

how many, sizes, and what to put in them

Circle if the container is for flowers or vegetables and if it's small, medium, or large. Write out what will go in each container. Print off as many copies as you need.

FLOWER/VEGETABLE
SMALL/MEDIUM/LARGE

FLOWER/VEGETABLE
SMALL/MEDIUM/LARGE

FLOWER/VEGETABLE
SMALL/MEDIUM/LARGE

FLOWER/VEGETABLE
SMALL/MEDIUM/LARGE



SUMMER CHECKLIST

Keeping up with your Garden

EVERYDAY

- ☐ Water containers
- ☐ Water garden (if very hot)
- ☐ Pick weeds
- ☐ Walk around and observe changes in the garden
- ☐ Check for pests

EVERY 2-3 DAYS

- ☐ Water (if weather is cooler)
- ☐ Pick flowers for indoors
- ☐ Check for vegetables to harvest

ONCE A WEEK

- ☐ Fertilize with miracle grow or compost tea
- ☐ Have a longer weeding session

ONCE A MONTH

- ☐ Fertilize shrubs and fruit trees
- ☐ Take pictures of your garden
- ☐ Make note of your favourite recipes that use your produce
- ☐ Plant succession plantings
- ☐ Plant fall/winter garden

OTHER

GARDEN BUDGET TRACKER

ITEM	PLANNED	ACTUAL
Seeds		
Plants		
Dirt		
Mulch		
Tools		
Watering		
Fertilizer		
Containers		
Raised Bed		
TOTALS		

SHIFTINGROOTS.COM

GARDEN BUDGET TRACKER

ITEM	PLANNED	ACTUAL
Seeds		
Plants		
Dirt		
Mulch		
Tools		
Watering		
Fertilizer		
Containers		
Raised Bed		
TOTALS		

SHIFTINGROOTS.COM

SHOPPING LIST

Plants & Seeds

Budget \$_____ Actual \$_____

Supplies

Budget \$_____ Actual \$_____



DAILY JOURNAL

date: _____

[illegible]

SHIFTINGROOTS.COM

PEST TRACKER

VEGETABLE	PEST	REMEDY TRIED	RESULT

SHIFTINGROOTS.COM

VEGETABLE	PEST	REMEDY TRIED	RESULT
CARROT	FLY	SPRAYED	BETTER
POTATO	BEETLE	POURED	WAS OK
CUCUMBER	MITE	POURED	WAS OK
TOMATO	FLY	SPLASHED	WAS OK
CORN	GRUB	POURED	WAS OK
PEPPER	FLY	POURED	WAS OK
ONION	FLY	POURED	WAS OK
CELERY	FLY	POURED	WAS OK
CAULIFLOWER	FLY	POURED	WAS OK
KALE	FLY	POURED	WAS OK
SPINACH	FLY	POURED	WAS OK
SWISS CHARD	FLY	POURED	WAS OK
PARSNIP	FLY	POURED	WAS OK
RHISH	FLY	POURED	WAS OK
HERB	FLY	POURED	WAS OK
LETTUCE	FLY	POURED	WAS OK
BRUSSELS SPROUTS	FLY	POURED	WAS OK
ARTICHOKE	FLY	POURED	WAS OK
ASPARAGUS	FLY	POURED	WAS OK
BEAN	FLY	POURED	WAS OK
PEA	FLY	POURED	WAS OK
LIMA BEAN	FLY	POURED	WAS OK
SOY BEAN	FLY	POURED	WAS OK
NAVY BEAN	FLY	POURED	WAS OK
BLACK BEAN	FLY	POURED	WAS OK
RED BEAN	FLY	POURED	WAS OK
GREEN BEAN	FLY	POURED	WAS OK
WHITE BEAN	FLY	POURED	WAS OK
YELLOW BEAN	FLY	POURED	WAS OK
PINK BEAN	FLY	POURED	WAS OK
ORANGE BEAN	FLY	POURED	WAS OK
BROWN BEAN	FLY	POURED	WAS OK
GREY BEAN	FLY	POURED	WAS OK
BLACK BEAN	FLY	POURED	WAS OK
RED BEAN	FLY	POURED	WAS OK
GREEN BEAN	FLY	POURED	WAS OK
WHITE BEAN	FLY	POURED	WAS OK
YELLOW BEAN	FLY	POURED	WAS OK
PINK BEAN	FLY	POURED	WAS OK
ORANGE BEAN	FLY	POURED	WAS OK
BROWN BEAN	FLY	POURED	WAS OK
GREY BEAN	FLY	POURED	WAS OK
BLACK BEAN	FLY	POURED	WAS OK
RED BEAN	FLY	POURED	WAS OK
GREEN BEAN	FLY	POURED	WAS OK
WHITE BEAN	FLY	POURED	WAS OK
YELLOW BEAN	FLY	POURED	WAS OK
PINK BEAN	FLY	POURED	WAS OK
ORANGE BEAN	FLY	POURED	WAS OK
BROWN BEAN	FLY	POURED	WAS OK
GREY BEAN	FLY	POURED	WAS OK
BLACK BEAN	FLY	POURED	WAS OK
RED BEAN	FLY	POURED	WAS OK
GREEN BEAN	FLY	POURED	WAS OK
WHITE BEAN	FLY	POURED	WAS OK
YELLOW BEAN	FLY	POURED	WAS OK
PINK BEAN	FLY	POURED	WAS OK
ORANGE BEAN	FLY	POURED	WAS OK
BROWN BEAN	FLY	POURED	WAS OK
GREY BEAN	FLY	POURED	WAS OK
BLACK BEAN	FLY	POURED	WAS OK
RED BEAN	FLY	POURED	WAS OK
GREEN BEAN	FLY	POURED	WAS OK
WHITE BEAN	FLY	POURED	WAS OK
YELLOW BEAN	FLY	POURED	WAS OK
PINK BEAN	FLY	POURED	WAS OK
ORANGE BEAN	FLY	POURED	WAS OK
BROWN BEAN	FLY	POURED	WAS OK
GREY BEAN	FLY	POURED	WAS OK
BLACK BEAN	FLY	POURED	WAS OK
RED BEAN	FLY	POURED	WAS OK
GREEN BEAN	FLY	POURED	WAS OK
WHITE BEAN	FLY	POURED	WAS OK
YELLOW BEAN	FLY	POURED	WAS OK
PINK BEAN	FLY	POURED	WAS OK
ORANGE BEAN	FLY	POURED	WAS OK
BROWN BEAN	FLY	POURED	WAS OK
GREY BEAN	FLY	POURED	WAS OK
BLACK BEAN	FLY	POURED	WAS OK
RED BEAN	FLY	POURED	WAS OK
GREEN BEAN	FLY	POURED	WAS OK
WHITE BEAN	FLY	POURED	WAS OK
YELLOW BEAN	FLY	POURED	WAS OK
PINK BEAN	FLY	POURED	WAS OK
ORANGE BEAN	FLY	POURED	WAS OK
BROWN BEAN	FLY	POURED	WAS OK
GREY BEAN	FLY	POURED	WAS OK
BLACK BEAN	FLY	POURED	WAS OK
RED BEAN	FLY	POURED	WAS OK
GREEN BEAN	FLY	POURED	WAS OK
WHITE BEAN	FLY	POURED	WAS OK
YELLOW BEAN	FLY	POURED	WAS OK
PINK BEAN	FLY	POURED	WAS OK
ORANGE BEAN	FLY	POURED	WAS OK
BROWN BEAN	FLY	POURED	WAS OK
GREY BEAN	FLY	POURED	WAS OK
BLACK BEAN	FLY	POURED	WAS OK
RED BEAN	FLY	POURED	WAS OK
GREEN BEAN	FLY	POURED	WAS OK
WHITE BEAN	FLY	POURED	WAS OK
YELLOW BEAN	FLY	POURED	WAS OK
PINK BEAN	FLY	POURED	WAS OK
ORANGE BEAN	FLY	POURED	WAS OK
BROWN BEAN	FLY	POURED	WAS OK
GREY BEAN	FLY	POURED	WAS OK
BLACK BEAN	FLY	POURED	WAS OK
RED BEAN	FLY	POURED	WAS OK
GREEN BEAN	FLY	POURED	WAS OK
WHITE BEAN	FLY	POURED	WAS OK
YELLOW BEAN	FLY	POURED	WAS OK
PINK BEAN	FLY	POURED	WAS OK
ORANGE BEAN	FLY	POURED	WAS

[illegible]



AUTUMN CHECKLIST

Harvest the fruits of your labour

SOIL

- ___ Work up garden soil when harvest is finished
- ___ Purchase compost, manure black soil, and/or mulch on sale
- ___ Clean up planters
- ___
- ___

SUPPLIES

- ___ Assess supplies and replace worn or broken tools
- ___ Clean tools
- ___ Buy seasonal items on sale
- ___
- ___
- ___

WEED CONTROL

- ___ Work garden and flower beds
- ___ Replenish mulch
- ___ Do one final weeding
- ___ Cover tender shrubs
- ___
- ___

HARVEST

- ___ Keep an eye on frost at night
- ___ Cover tomatoes and squash if risk of frost
- ___ Harvest plants (even if green) before final frost
- ___ Add protection to fall/winter crops
- ___ Divide perennials
- ___ Can and freeze produce
- ___
- ___
- ___
- ___

OTHER

FUTURE HARVEST PLANNER

Note how much you planted, how much you harvested, and how much you'll plant next year.

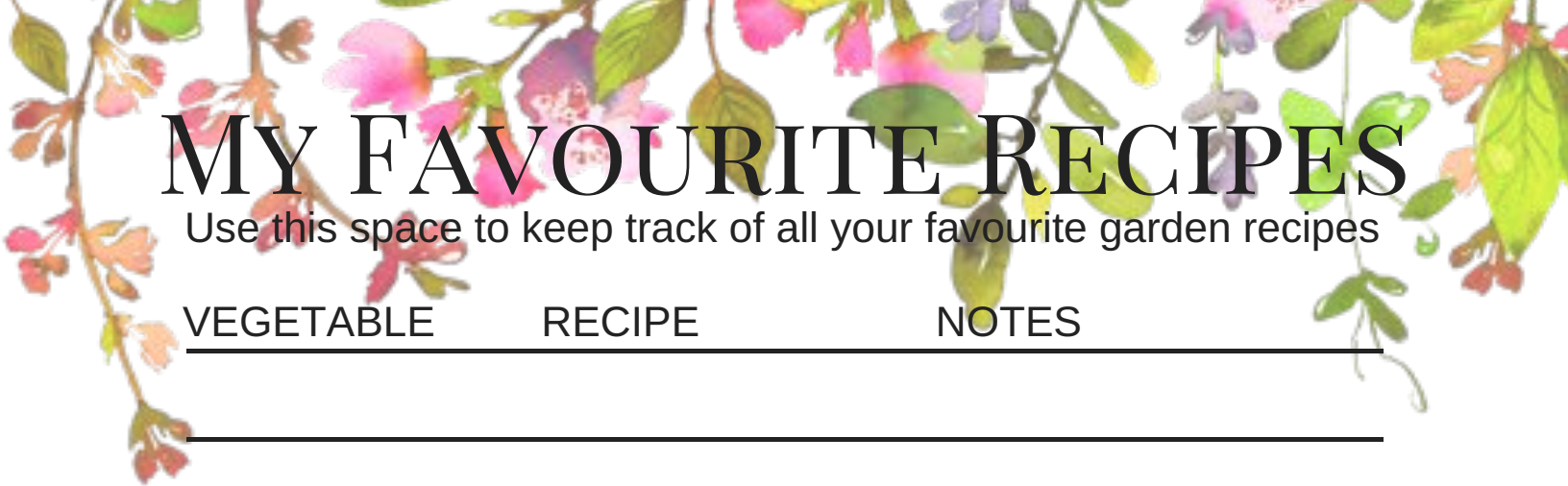
VEGETABLE	AMOUNT PLANTED	AMOUNT HARVESTED	QUANTITY NEXT YEAR

FUTURE HARVEST PLANNER

Note how much you planted, how much you harvested, and how much you'll plant next year.

VEGETABLE	AMOUNT PLANTED	AMOUNT HARVESTED	QUANTITY NEXT YEAR

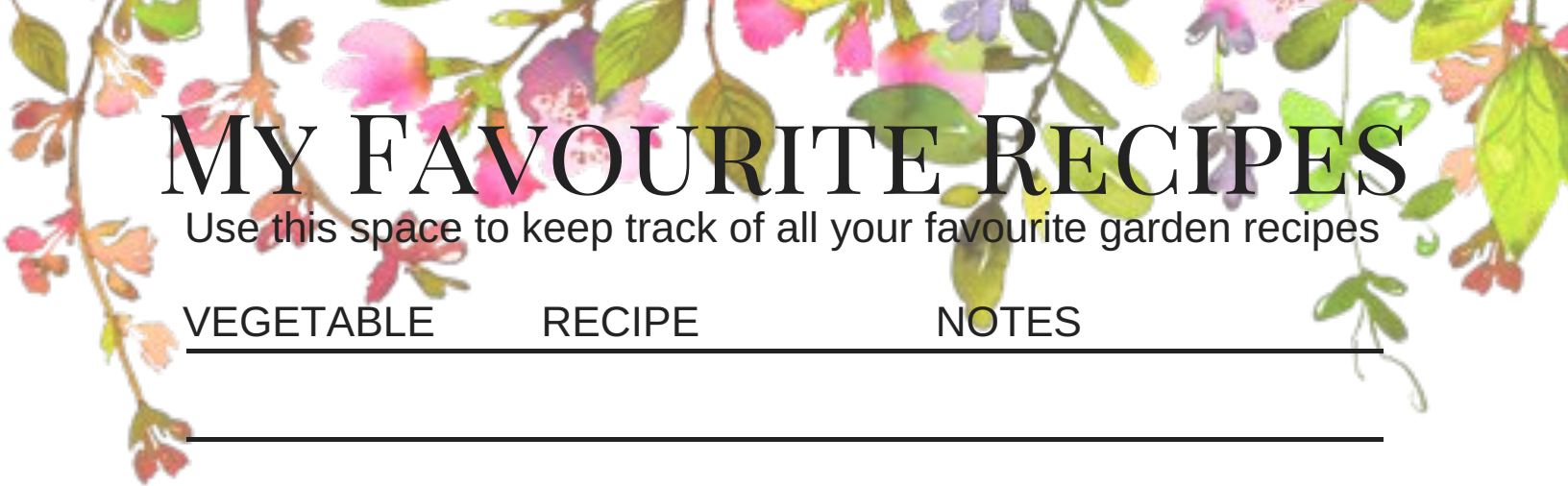
[illegible]



MY FAVOURITE RECIPES

Use this space to keep track of all your favourite garden recipes

VEGETABLE	RECIPE	NOTES



MY FAVOURITE RECIPES

Use this space to keep track of all your favourite garden recipes

VEGETABLE	RECIPE	NOTES

[illegible]

NOTES FOR NEXT YEAR

triumphs, failures, and future goals

SUCCESS

TRIALS

PLANS
